


Growing Up!

If limited space to garden is keeping you from enjoying a homegrown vegetable harvest or colorful flower garden, consider increasing your growing space by gardening vertically. Vertical gardens make harvesting easier, while adding an interesting, interactive feature to a traditional garden. Climbing, vining plants can easily adapt to these popular gardening techniques. Here are trellising systems to help you create a garden that's uniquely yours.




Add Excitement with a Vertical Garden




Teepee Trellis

Teepee trellises provide vertical support for pole beans, peas or nasturtium.



A-Frame Trellis

An A-frame trellis keeps your tomatoes and cucumbers within reach for easy harvesting. No more crouching down



Vertical Wall Planter

The ideal plants for this easy-to-access trellis include herbs, lettuce and other leafy vegetables.

Increasing Interest and Functionality to Small Garden Spaces

Teepee Trellis

A fun way to incorporate a vertical structure into your garden! These easy-to-build trellises are a good introduction to gardening for children to get them excited and engaged in planting. Simply take wooden support stakes and tie them together at the top in the shape of a teepee. Plant your vegetables and flowers around the outside of the teepee and watch them grow and climb up the supports.

A-Frame Trellis

Let gravity do the work for you and make harvesting a breeze! To construct an A-frame trellis, you will need five wooden support stakes and garden twine. Join two stakes to make an A shape, then use one stake to connect two of the A-shaped structures together at the top. Tie each side with the garden twine at the top of the A-frame, extending it to the ground to anchor it. As your plants grow, they will follow the garden twine up the A-frame trellis.

Arbor and Tunnel Trellis

Create a canopy by trellising vining plants along a wire hoop or arbor. As the plants grow, loosely tie the vines to the structure to ensure support and stability of the plant. The vegetables from these plants will be effortless to harvest as the fruit dangles overhead.

Vertical Wall Planters

Increase your gardening space by adding a vertical wall planter to a patio or balcony for easy access to your favorite herbs or vegetables. With a pallet, plants can be easily tucked into the pallet slots and displayed vertically. Pots can be hung on a pallet or wire frame to add both color and creativity to a vertical wall.